



## Cross Arm Strap/Cable Choker Instruction Manual



**WARNING**  
This product is part of a personal fall arrest, work positioning, or rescue system. The manufacturer's instructions must be provided to users of this equipment. The user must follow the manufacturer's instructions for each component of the system. The user must read and understand these instructions before using this equipment. Manufacturer's instructions must be followed for proper use and maintenance of this equipment. Alterations to this product, misuse of this product, or failure to follow instructions may result in serious injury or death.

**IMPORTANT**  
Questions regarding the use, care, or suitability of this equipment for your application? Contact SAFEWAZE™.

**IMPORTANT**  
Record identification information before using this product. Identification information may be found on the equipment label page. This information should be recorded in the "Inspection Log" located at the back of this manual.

OSHA 1926 Subpart M, OSHA 1910, ANSI Z359.1, ANSI A10.32-2012  
This manual is intended to meet the manufacturer's instructions as required by ANSI Z359.1 and should be used as part of an employee training program as required by OSHA.

### User Information

Date of First Use: \_\_\_\_\_  
Serial#: \_\_\_\_\_  
Trainer: \_\_\_\_\_  
User: \_\_\_\_\_

**Do not throw away these instructions!**

**Read and understand these instructions before using equipment!**

## INTRODUCTION

Thank you for purchasing an SAFEWAZE™ fall protection Cross Arm Strap / Cable Choker. This manual must be read and understood in its entirety, and used as part of an employee training program as required by OSHA or any applicable state agency.

This manual and any other instructional material must be available to the user of the equipment. The user must understand how to safely and effectively use their Cross Arm Strap / Cable Choker, and all fall protection equipment used in conjunction with the Cross Arm Strap / Cable Choker.

## APPLICABLE SAFETY STANDARDS

When used according to instructions, Cross Arm Straps / Cable Chokers included in this manual meet all applicable ANSI Z359.1 standards and OSHA regulations for fall protection. Applicable standards and regulations depend on the type of work being done, and may include state-specific regulations. Refer to local, state, and federal (OSHA) requirements for additional information concerning the governing of occupational safety regarding Personal Fall Arrest Systems (PFAS).

## WORKER CLASSIFICATIONS

Understand the definitions of those who work in proximity of or may be exposed to fall hazards.

**Qualified Person:** "Qualified" means one who, by possession of a recognized degree, certificate, or professional standing, or who by extensive knowledge, training, and experience, has successfully demonstrated his ability to solve or resolve problems relating to the subject matter, the work, or the project.

**Competent Person:** "Competent person" means one who is capable of identifying existing and predictable hazards in the surroundings or working conditions which are unsanitary, hazardous, or dangerous to employees, and who has authorization to take prompt corrective measures to eliminate them.

**Authorized Person:** "Authorized person" means a person approved or assigned by the employer to perform a specific type of duty or duties or to be at a specific location or locations at the job site.

It is the responsibility of a Qualified or Competent person to supervise the job site and ensure safety regulations are complied with.

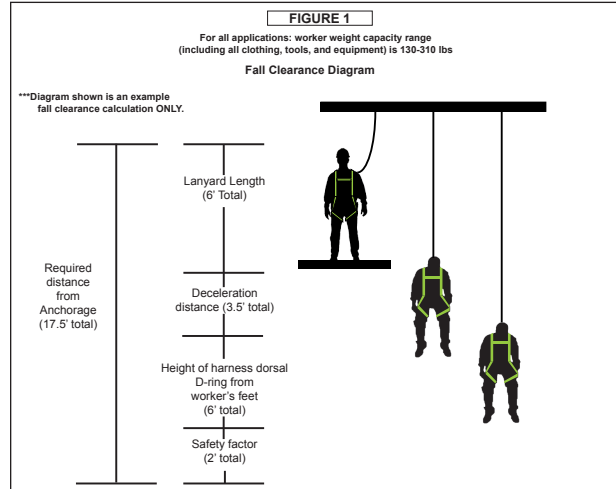
## PRODUCT SPECIFIC APPLICATIONS

**Purpose:** The SAFEWAZE™ FSP, Extreme, and V-Line series of Cross Arm Straps / Cable Chokers are designed to be used as part of a Personal Fall Arrest System (PFAS).

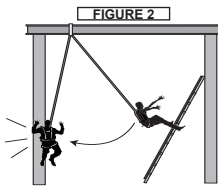
- A competent person shall train users on this equipment in accordance with OSHA and ANSI.
- Never exceed a free fall distance of 6 ft. A free fall of more than 6 ft could cause excessive arrest forces that could result in serious injury or death.
- All SAFEWAZE™ Cross Arm Straps / Cable Chokers have a maximum capacity of 310 lbs including any tools, clothing, accessories, etc..., unless otherwise rated by SAFEWAZE™.
- Anchorage for attachment of SAFEWAZE™ Cross Arm Straps / Cable Chokers shall support a minimum of 5,000 lbs or be designed with a safety factor of two by a Qualified Person.
- All SAFEWAZE™ Cross Arm Straps / Cable Chokers must IMMEDIATELY be removed from service if subjected to fall arrest forces.
- SAFEWAZE™ Cross Arm Straps / Cable Chokers shall be inspected by the end user prior to each usage and by a Competent Person other than the user at least annually. These annual inspections shall be documented.

## LIMITATIONS

**Fall Clearance:** There must be sufficient clearance below the anchorage connector to arrest a fall before the user strikes the ground or an obstruction. When calculating fall clearance, account for a MINIMUM 2' safety factor, deceleration distance, user height, length of lanyard/SRL, and all other applicable factors. (See Figure 1)



**Swing Falls:** Prior to installation or use, make considerations for eliminating or minimizing all swing fall hazards. Swing falls occur when the anchor is not directly above the location where a fall occurs. Always work as close to in line with the anchor point as possible. Swing falls significantly increase the likelihood of serious injury or death in the event of a fall. (See Figure 2)



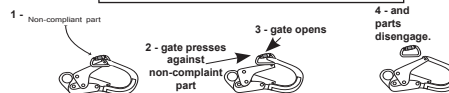
## COMPATIBILITY OF CONNECTORS

Connectors are compatible with connecting elements when they have been designed to work together in such a way that their sizes and shapes do not cause their gate mechanisms to inadvertently open regardless of how they become oriented. Connectors (hooks, carabiners, and D-rings) must be capable of supporting at least 5,000 lbs. (22.2 kN). Connectors must be compatible with the anchorage or other system components (see Figure 4). **Do not use equipment that is not compatible.** Non-compatible connectors may unintentionally disengage (see Figure 3). Connectors must be compatible in size, shape, and strength. Self-locking snap hooks and carabiners are required by ANSI Z359 and OSHA guidelines. Contact SAFEWAZE™ if you have any questions about compatibility.



**NOTE: SOME SPECIALTY CONNECTORS HAVE ADDITIONAL REQUIREMENTS. CONTACT SAFEWAZE™ WITH QUESTIONS.**

**FIGURE 3 - UNINTENTIONAL DISENGAGEMENT**



Using a connector that is oversized or irregular in shape (1) to connect a snap hook or carabiner could allow the connector to force open the gate of the snap hook or carabiner. When force is applied, the gate of the hook or carabiner presses against the non-compliant part (2) and forces open the gate (3). This allows the snap hook or carabiner to disengage (4) from the connection point.

## MAKING CONNECTIONS

Snap hooks and carabiners used with this equipment must be double locking and/or twist lock. Ensure all connections are compatible in size, shape and strength. Do not use equipment that is not compatible. Ensure all connectors are fully closed and locked.

SAFEWAZE™ connectors (snap hooks and carabiners) are designed to be used only as specified in each product's user's instructions. See figure 4 for examples of inappropriate connections. Do not connect snap hooks and carabiners:


- To a D-ring to which another connector is attached.
- In a manner that would result in a load on the gate (with the exception of tie back hooks). NOTE: Large snap hooks must not be connected to objects which will result in a load on the gate if the hook twists or rotates. Snap hooks marked with ANSI Z359.1 or ANSI Z359.12 and are equipped with a 3,600 lb (16 kN) gate. Check the marking on your snap hook to verify its compatibility.



**NOTE:** Large throat snap hooks must not be connected to standard size D-rings or similar objects which will result in a load on the gate if the hook or D-ring twists or rotates, unless the snap hook complies with ANSI Z359.1 or ANSI Z359.12 and is equipped with a 3,600 lb (16 kN) gate. Check the marking on your snap hook to verify that it is appropriate for your application.

- In a false engagement, where features that protrude from the snap hook or carabiner catch on the anchor, and without visual confirmation seems to be fully engaged to the anchor point.
- To each other.
- By wrapping the web lifeline around an anchor and securing to lifeline except as allowed for Tie Back models (see section 4.5).
- To any object which is shaped or sized in a way that the snap hook or carabiner will not close and lock, or that roll-out could occur.
- In a manner that does not allow the connector to align properly while under load.

**FIGURE 4 - INAPPROPRIATE CONNECTIONS**



## INSTALLATION AND USE

Place Cross Arm Strap / Cable Choker over compatible structural anchor. Labels MUST face out. For Cross Arm Straps, structural anchor MUST NOT have sharp or abrasive edges or surfaces. Cable chokers are designed to resist wear resulting from contact with sharp or abrasive edges or surfaces, but this contact should be minimized as much as possible.

For Cross Arm Straps / Cable Chokers with large and small D-rings, or with web loop and D-ring, pass small D-ring through large D-ring / web loop, and pull until strap is taut. Cross Arm Strap / Cable Choker may be looped around structural anchor multiple times to reduce excess length. Pass through large D-ring / web loop each time Cross Arm Strap / Cable Choker is wrapped around anchorage.

For Cable Choker with snap hook ends, connect snap hook directly to cable. NEVER attach snap hook directly to cable thimble eye or other snap hook.

For choker cable with thimble ends, connect thimble ends with compatible carabiner.

Connect complete and compatible PFAS to small D-ring, or to cable if applicable. NEVER make connections to large D-ring or web loop. NEVER make more than one attachment per connection point.

## PRODUCT SPECIFIC APPLICATIONS



**Personal Fall Arrest:** SAFEWAZE™ Cross Arm Straps / Cable Chokers may be used to support a MAXIMUM of 1 PFAS for use in Fall Arrest Applications. The structure to which lanyard is attached must withstand loads applied in the directions permitted by the system of at least 5,000 lbs. Maximum allowable free fall is 6'.



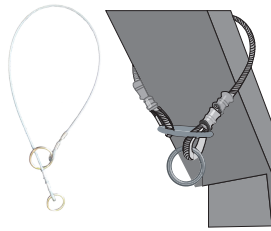
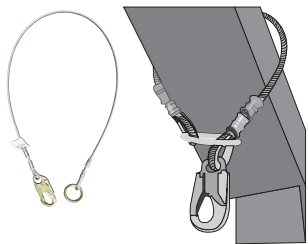
**Restraint: External Shock, Internal Shock, and Positioning Lanyards** are authorized for use in Restraint applications. Restraint systems prevent workers from reaching the leading edge of a fall hazard. User must always account for fully deployed length of lanyard/SRL. The structure to which the Cross Arm Strap / Cable Choker is attached must withstand loads applied in the directions permitted by the system of at least 1,000 lbs. NO free fall is permitted. Restraint systems may only be used on surfaces with slopes up to 4 / 12 (vertical / horizontal).

**All above referenced applications have a worker weight capacity range of 310 lbs (including all clothing, tools, and equipment).**

**INSTALLATION EXAMPLES**

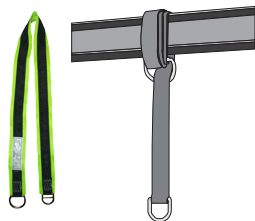
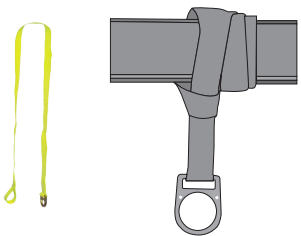
**Cable Choker Installation Example**

**Cable Choker Installation Example**



**Cross Arm Strap Installation Example**

**Cross Arm Strap Installation Example**



**WARNING**

- Users should consult with their doctor to verify ability to safely absorb the forces of a fall arrest event. Fitness level, age, and other health conditions can greatly affect an individual's ability to withstand fall arrest forces. Women who are pregnant, individuals considered minors must not use any SAFEWAZE™ equipment.
- Never alter any part of a lanyard or add/remove components. SAFEWAZE™ shall not be held responsible for injury or death due to tampering.
- Cross Arm Straps / Cable Chokers that are exposed to fall arrest forces MUST be IMMEDIATELY removed from service and destroyed.
- Failure to follow these instructions and warnings could result in serious injury or death in the event of a fall.
- A preplanned rescue procedure in the event of a fall is required. The rescue plan must be specific to the project. The rescue plan must allow for employees to rescue themselves, or to be promptly rescued by alternative means.
- Harnesses or connectors selected for use with any SAFEWAZE™ Cross Arm Strap / Cable Choker must be compatible in size and configuration. User must ensure compatibility of snap hooks, carabiners and other connectors. Any connection which could allow disengagement must be eliminated. Snap hooks and carabiners must be self locking and self closing and must never be hooked to each other.
- A Competent Person must conduct an analysis of the workplace and anticipate where workers will be conducting their duties, the route they will take to reach their work, and the existing and potential fall hazards they may be exposed to. The Competent Person must choose the fall protection equipment to be utilized.
- Do not misuse equipment.
- Equipment designated for fall protection must never be used to lift, hang, support or hoist tools or equipment unless specifically certified for such use.

**INSPECTION**

- SAFEWAZE™ Cross Arm Straps / Cable Chokers shall be inspected prior to each use by the user and at least annually by a Competent Person. Annual inspections shall be documented. Severity of conditions during use may necessitate increased frequency of documented inspections.
- Cross Arm Straps / Cable Chokers that fail inspection MUST be removed from service and destroyed immediately.
- All components of the Cross Arm Strap / Cable Choker shall be inspected. Hardware inspection will include all Snap Hooks, D-rings, Web, Adjusters, and Rope or Cable (if applicable).
- Snap Hooks, D-rings, and Adjusters should have smooth surfaces with no indication of corrosion or damage that could negatively impact harness webbing.

Cross Arm Strap Webbing/Cable Choker, Snap Hooks, D-rings, adjusters, and other components must be inspected for:

1. Excessive Wear	8. Mold or Mildew
2. Cuts	9. Broken Stitches
3. Abrasions	10. Alterations and Additions
4. Undue Stretching	11. Rust, Oxidation, or Corrosion
5. Chemical Exposure	12. Legibility of Labeling
6. Burns or Excessive Heat	13. Deformation
7. Welding Spatter	14. Discoloration or Abraded Appearance

**IF ANY OF THESE CONDITIONS EXIST  
LANYARD MUST BE REMOVED FROM SERVICE**

**MAINTENANCE & STORAGE**

SAFEWAZE™ Cross Arm Straps / Cable Chokers can be cleaned with water and mild soap and hung to air dry. Do not use chemical cleaners, harsh detergents, or solvents. Do not dry with heat.

Hardware can be wiped off with a clean, dry cloth.

SAFEWAZE™ Cross Arm Straps / Cable Chokers should be stored in a cool, dry, and clean environment. Do not store in direct sunlight or where chemical vapors could come in contact with the equipment.

**WARRANTY**

SAFEWAZE™ warrants its products are free from defects in materials and construction under normal use and service. Liability is not accepted for abuse, modification, improper use, destructive activity and contaminated exposure.

**INSPECTION LOG**

Date	Inspection Items Noted	Corrective Action	Initials

**LABELS**

**SAFEWAZE™** MODEL #: FS830-C6-1 | 6 FT CROSS ARM STRAP w/ SNAP HOOK  
 SERIAL #: 51030181 MFG DATE: 19/02/16  
 322 Industrial Court  
 Concord, NC 28025  
 P: (704) 262-7883  
 F: (704) 262-9051  
 www.safewaze.com

180TPELX: Cabled polyester steel cable steel hardware  
 180WHDPT: CAPACITY: 210 lb  
 AVOID CONTACT WITH SHARP EDGES AND ABRASIVE SURFACES  
 ONLY HAVE COMPATIBLE CONNECTIONS  
 INSPECT BEFORE EACH USE  
 ANY JUNT WHICH HAS BEEN FULL ARREST FORCES MUST BE REMOVED FROM SERVICE  
 DO NOT REMOVE LABEL

180TPELX: Cabled polyester steel cable steel hardware  
 180WHDPT: CAPACITY: 210 lb  
 AVOID CONTACT WITH SHARP EDGES AND ABRASIVE SURFACES  
 ONLY HAVE COMPATIBLE CONNECTIONS  
 INSPECT BEFORE EACH USE  
 ANY JUNT WHICH HAS BEEN FULL ARREST FORCES MUST BE REMOVED FROM SERVICE  
 DO NOT REMOVE LABEL

**MUST FOLLOW ALL MFG'S INSTRUCTIONS INCLUDED WITH THE EQUIPMENT**  
 Mark: OSHA 1926.502 and ANSI Z359.1

FS830-C6-1

**SAFEWAZE™** MODEL #: FS830-C6 | 6 FT CROSS ARM STRAP  
 SERIAL #: 51030180 MFG DATE: 19/02/16  
 322 Industrial Court  
 Concord, NC 28025  
 P: (704) 262-7883  
 F: (704) 262-9051  
 www.safewaze.com

180TPELX: Cabled polyester steel cable steel hardware  
 180WHDPT: CAPACITY: 210 lb  
 AVOID CONTACT WITH SHARP EDGES AND ABRASIVE SURFACES  
 ONLY HAVE COMPATIBLE CONNECTIONS  
 INSPECT BEFORE EACH USE  
 ANY JUNT WHICH HAS BEEN FULL ARREST FORCES MUST BE REMOVED FROM SERVICE  
 DO NOT REMOVE LABEL

180TPELX: Cabled polyester steel cable steel hardware  
 180WHDPT: CAPACITY: 210 lb  
 AVOID CONTACT WITH SHARP EDGES AND ABRASIVE SURFACES  
 ONLY HAVE COMPATIBLE CONNECTIONS  
 INSPECT BEFORE EACH USE  
 ANY JUNT WHICH HAS BEEN FULL ARREST FORCES MUST BE REMOVED FROM SERVICE  
 DO NOT REMOVE LABEL

**MUST FOLLOW ALL MFG'S INSTRUCTIONS INCLUDED WITH THE EQUIPMENT**  
 Mark: OSHA 1926.502 and ANSI Z359.1

FS830-C6

**SAFEWAZE™** MODEL #: FS811-X-6 | 6 FT CROSS ARM STRAP w/ D-RING and SOFT LOOP  
 SERIAL #: 51000018 MFG DATE: 06/02/16  
 322 Industrial Court  
 Concord, NC 28025  
 P: (704) 262-7883  
 F: (704) 262-9051  
 www.safewaze.com

MATERIALS: Polyester webbing, steel hardware  
 MAX HEIGHT CAPACITY: 315 lb  
 AVOID CONTACT WITH SHARP EDGES AND ABRASIVE SURFACES  
 ONLY HAVE COMPATIBLE CONNECTIONS  
 INSPECT BEFORE EACH USE  
 ANY JUNT WHICH HAS BEEN FULL ARREST FORCES MUST BE REMOVED FROM SERVICE  
 DO NOT REMOVE LABEL

180TPELX: Cabled polyester steel cable steel hardware  
 180WHDPT: CAPACITY: 210 lb  
 AVOID CONTACT WITH SHARP EDGES AND ABRASIVE SURFACES  
 ONLY HAVE COMPATIBLE CONNECTIONS  
 INSPECT BEFORE EACH USE  
 ANY JUNT WHICH HAS BEEN FULL ARREST FORCES MUST BE REMOVED FROM SERVICE  
 DO NOT REMOVE LABEL

**MUST FOLLOW ALL MFG'S INSTRUCTIONS INCLUDED WITH THE EQUIPMENT**  
 Mark: OSHA 1926.502 and ANSI Z359.1

FS811-X-6

**SAFEWAZE™** MODEL #: FS810 | 6 FT CROSS ARM STRAP, REINFORCED  
 SERIAL #: 51000414 MFG DATE: 06/02/16  
 322 Industrial Court  
 Concord, NC 28025  
 P: (704) 262-7883  
 F: (704) 262-9051  
 www.safewaze.com

MATERIALS: Polyester webbing, steel hardware  
 MAX HEIGHT CAPACITY: 315 lb  
 AVOID CONTACT WITH SHARP EDGES AND ABRASIVE SURFACES  
 ONLY HAVE COMPATIBLE CONNECTIONS  
 INSPECT BEFORE EACH USE  
 ANY JUNT WHICH HAS BEEN FULL ARREST FORCES MUST BE REMOVED FROM SERVICE  
 DO NOT REMOVE LABEL

180TPELX: Cabled polyester steel cable steel hardware  
 180WHDPT: CAPACITY: 210 lb  
 AVOID CONTACT WITH SHARP EDGES AND ABRASIVE SURFACES  
 ONLY HAVE COMPATIBLE CONNECTIONS  
 INSPECT BEFORE EACH USE  
 ANY JUNT WHICH HAS BEEN FULL ARREST FORCES MUST BE REMOVED FROM SERVICE  
 DO NOT REMOVE LABEL

**MUST FOLLOW ALL MFG'S INSTRUCTIONS INCLUDED WITH THE EQUIPMENT**  
 Mark: OSHA 1926.502 and ANSI Z359.1

FS810

**SAFEWAZE™**  
 INSPECTION LOG

	J	F	M	A	M	J	J	A	S	O	N	D
Yr.:												
Yr.:												
Yr.:												
Yr.:												

**DO NOT REMOVE LABEL**



**SAFEWAZE™**  
 322 Industrial Court  
 Concord, NC 28025  
 PHONE: 704-262-7883  
 FAX: 704-262-9051  
 EMAIL: info@safewaze.com  
 Web: safewaze.com